

2025

EUROPEAN PRINTING INDUSTRY KEY DATA

2025 Intergraf Economic Report – Abstract



Profile of the European printing industry



110.000
COMPANIES




550.000
EMPLOYEES



85 billion
TURNOVER

Share of turnover per product (EU27, 2023)

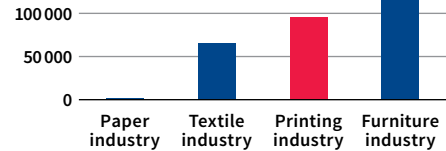


Size of the EU printing industry (EU27, 2022)

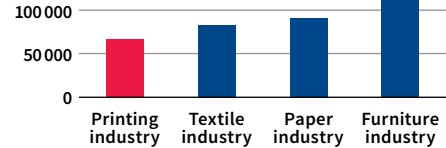


Profile comparison of selected manufacturing sectors (EU27, 2022)

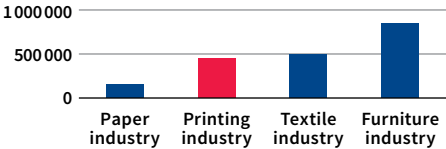
Companies



Turnover (in million €)



Employees

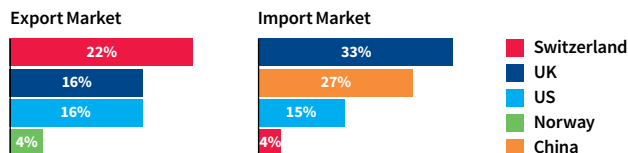


Source: Eurostat 2025, processed by Intergraf, data for EU27+UK+NO+CH+IS except when specified differently.

Positive trade
balance:
€1.3 billion

70%
of EU trade
is intra-EU


Main trade partners of the European printing industry (EU27, 2024)



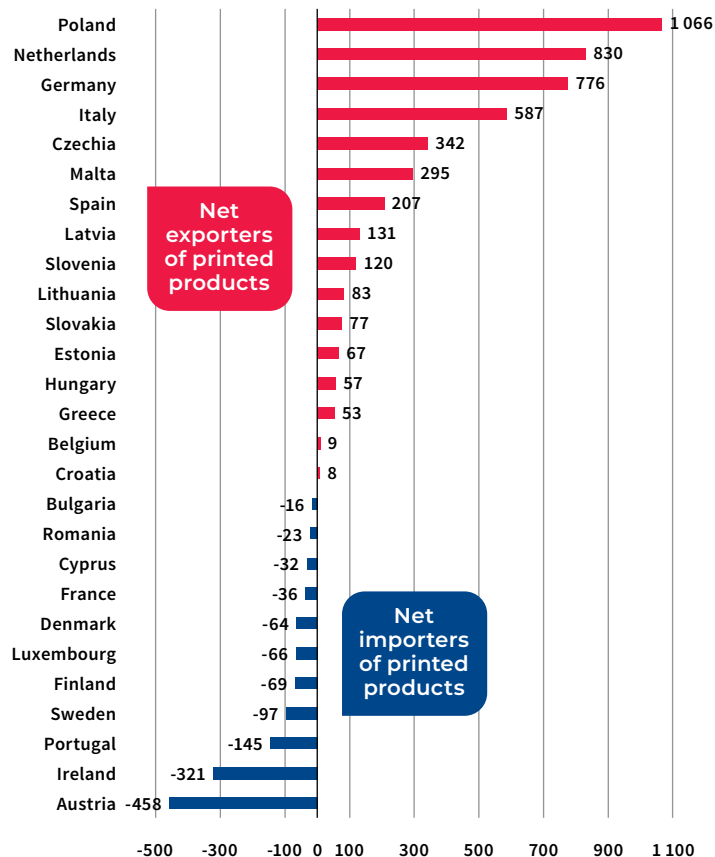
Import of printed products from China (EU27, 2000-2024, in €)



Main printed products imported from China to the EU (EU27, 2024)



Printed products trade balance (intra- and extra-EU27, in million €, 2024)



More economic information in the 2025 Intergraf Economic Report



ORDER YOUR COPY
www.intergraf.eu/communications/annual-economic-report
 (free for Intergraf member associations and company members).

European print market review and forecasts until 2029 from research company Smithers included in the report.

Economic information available in the Report:
 Profile of the printing industry, labour costs, production value, trade figures, print-related market data, selected country report.

